Addison Economic Pulse
May 2024

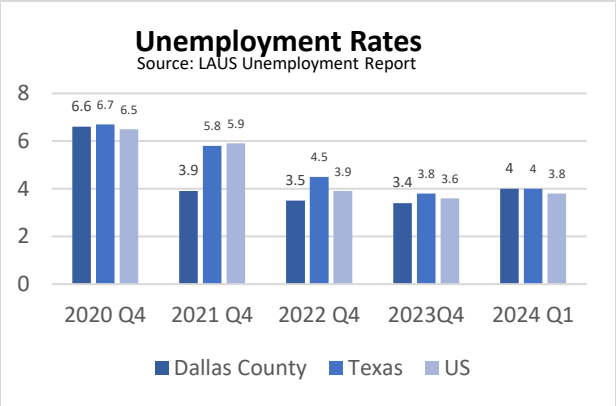

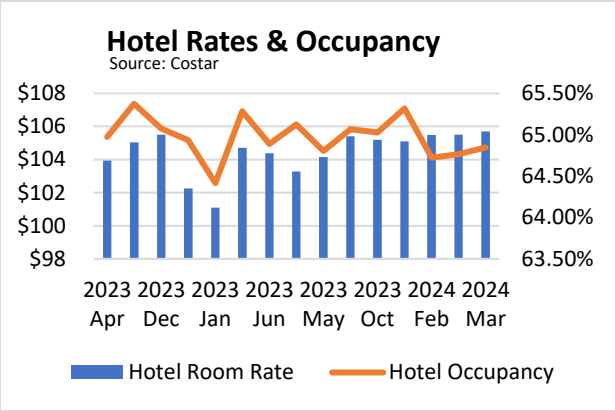

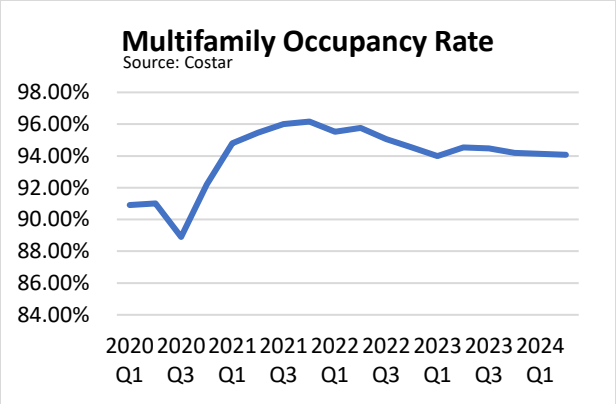

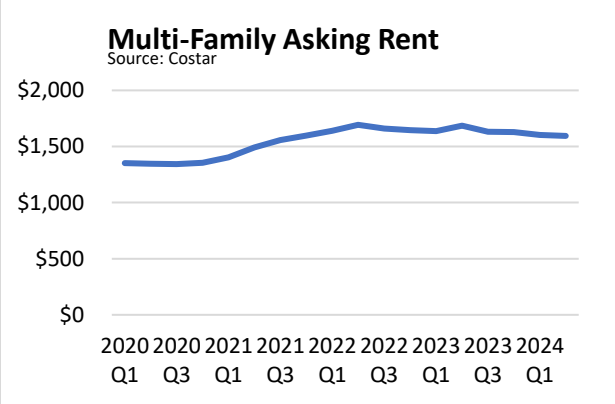

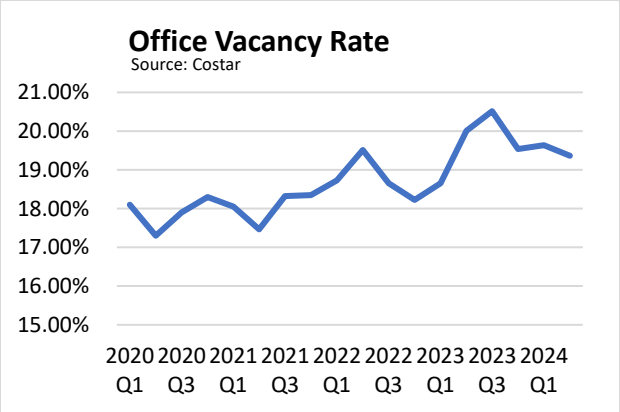

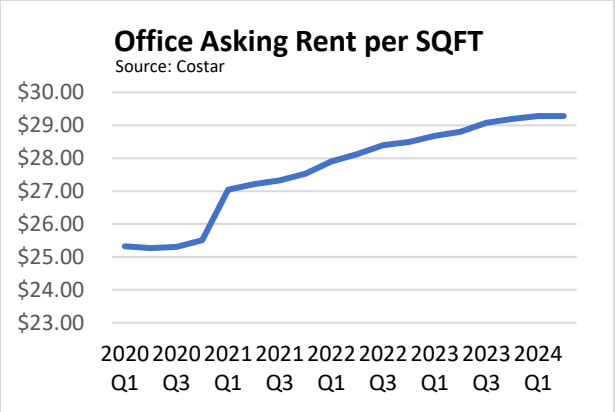

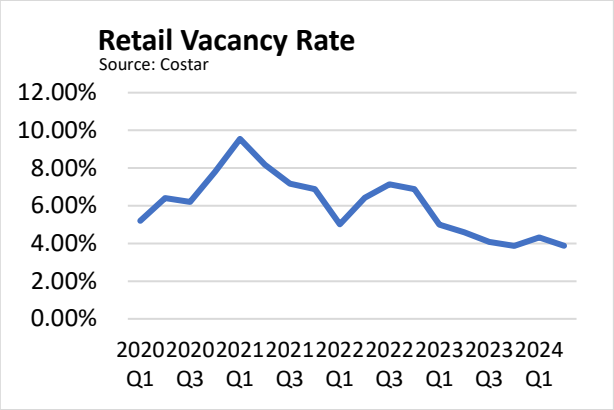
Retail Vacancy Rate
Source: Costar
12.00%
10.00%
8.00%
6.00%
4.00%
2.00%
0.00%
2020 Q1
2020 Q3
2021 Q1
2021 Q3
2022 Q1
2022 Q3
2023 Q1
2023 Q3
2024 Q1

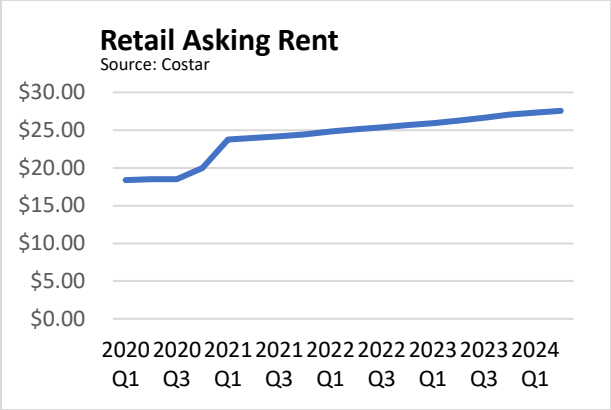
Retail Asking Rent
Source: Costar
$30.00
$25.00
$20.00
$15.00
$10.00
$5.00
$0.00
2020 Q1
2020 Q3
2021 Q1
2021 Q3
2022 Q1
2022 Q3
2023 Q1
2023 Q3
2024 Q1

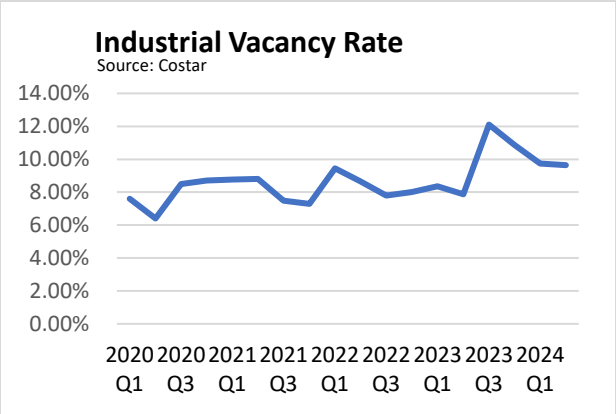
Industrial Vacancy Rate
Source: Costar
14.00%
12.00%
10.00%
8.00%
6.00%
4.00%
2.00%
0.00%
2020 Q1
2020 Q3
2021 Q1
2021 Q3
2022 Q1
2022 Q3
2023 Q1
2023 Q3
2024 Q1

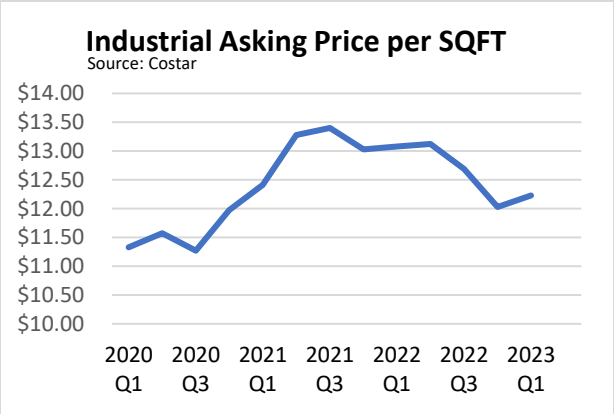
Industrial Asking Price per SQFT
Source: Costar
$14.00
$13.50
$13.00
$12.50
$12.00
$11.50
$11.00
$10.50
$10.00
2020 Q1
2020 Q3
2021 Q1
2021 Q3
2022 Q1
2022 Q3
2023 Q1

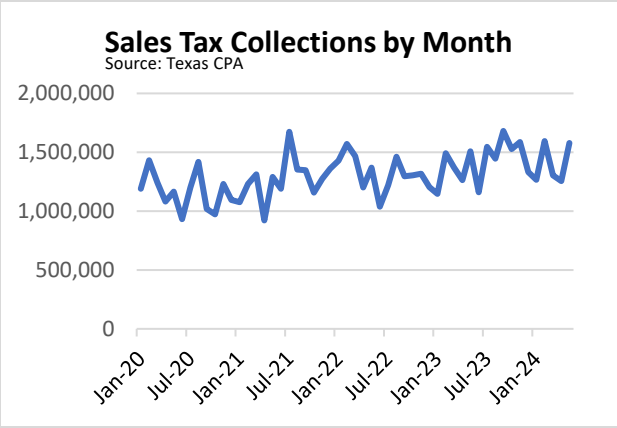
Sales Tax Collections by Month
Source: Texas CPA
2,000,000
1,500,000
1,000,000
500,000
0
Jan-20
Jul-20
Jan-21
Jul-21
Jan-22
Jul-22
Jan-23
Jul-23
Jan-24

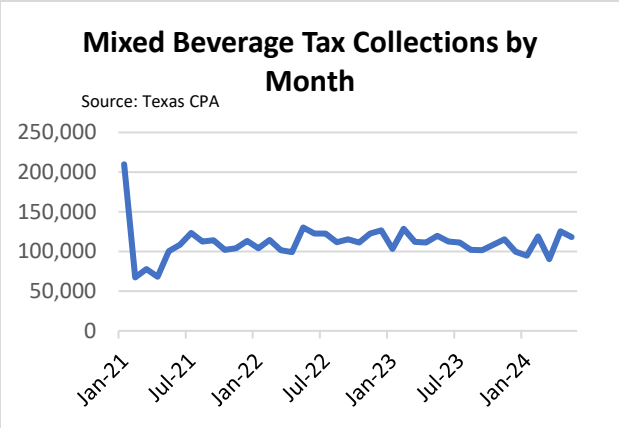
Mixed Beverage Tax Collections by Month
Source: Texas CPA
250,000
200,000
150,000
100,000
50,000
0
Jan-21
Jul-21
Jan-22
Jul-22
Jan-23
Jul-23
Jan-24